

---

三达膜环境技术股份有限公司  
2021 年年度报告



---

## 重要提示



---

.....	5
.....	8
.....	12
.....	43
.....	62
.....	74
.....	105
.....	113
.....	114
.....	114








## 第二节 公司简介和主要财务指标




( )


( )




---


( )


( )






---


### 第三节 管理层讨论与分析

---

( )




( )



---

( )





---

( )


---


---



---


---


---


---




---



( )



①

②

③

④

( )

---

①

②

①

②

③

---

①

②

①

②

①

②

---


---

---







---

--	--	--	--	--	--	--	--	--

---





---

						67%

---


---


---

1.


---




2000

3600

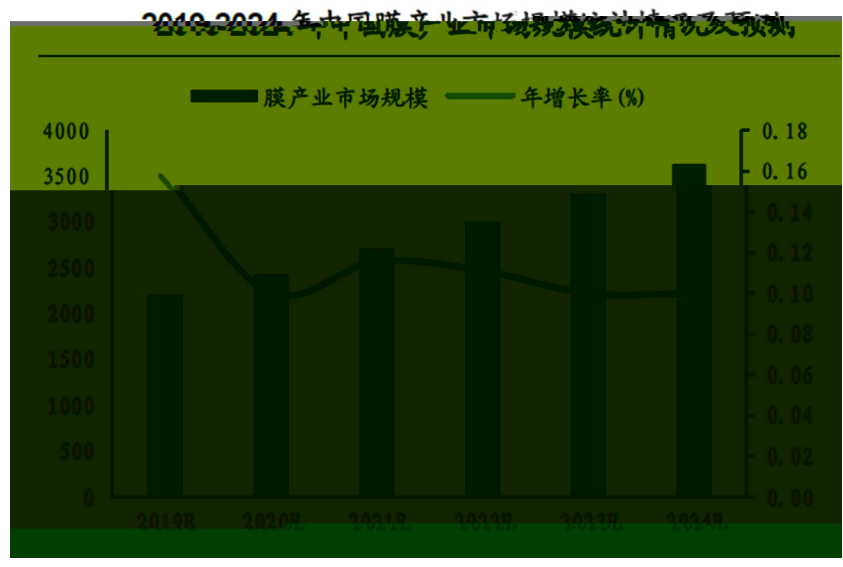
2773  
25%

2019

15%

2022

3600





---

## 第四节 公司治理

---

---

--	--

f Ê Å#• 8v WÐOàCÐ%H



---

( )


---



---




---










---

( )

( )




---



( )

( )





---



\_\_\_\_\_

--	--	--	--



( )

	180

---


( )

( )

( )

( )

---


( )


( )



---

## 第五节 环境、社会责任和其他公司治理




---




---


---


---


---


( )

( )



---


---

( )

( )


( )

( )

---

( )

( )


( )



---

( )

( )

( )

---

第六节 重要事项

( )


---


---


---


---


---


---




---




---

( )

( )




---



---

( )



---

( )

( )



---

( )

( )

---

---


								/	/	1,826,666.67				/

								/	/	2,423,342.47				/
										2,138,300.55				/
										1,850,000.00				/
										1,793,589.04				/
										1,825,000.00				/

---

										2,133,517.81				/
										3,240,000.00				/
										1,850,000.00				/
										1,741,068.49				/
										1,700,000.00				/

---

										855,000.00				/
										730,958.90				/
										713,315.07				/
										1,537,219.18				/
										1,108,333.33				/

---

										744,166.67				/
										123,410.96				/
										3,595,205.48				/
										227,945.21				/
										1,425,000.00				/

---

										702,739.73				/
										1,300,000.00				/
										747,945.21				/
										3,037,808.22				/
										3,354,166.67				/



										785,342.47				/
										238,356.16				/
								1.65%-3.20 %	/	/				/
								/	/	/				/



---

			1,410,000,000.00					


---


---


---








---

## 第七节 股份变动及股东情况

( )




---

( )


---

( )


---

( )



---

( )

/

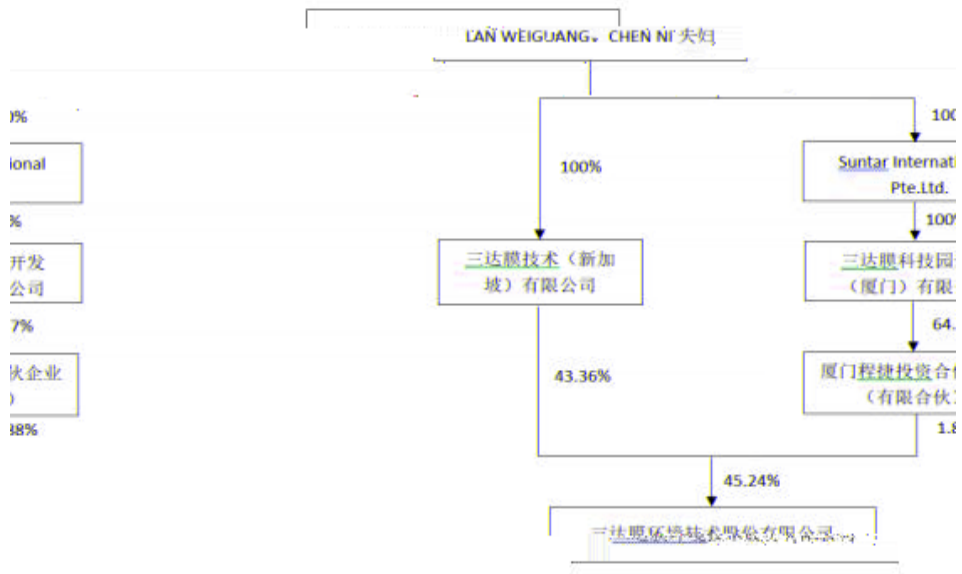
( )


( )




( )



( )


### 第八节 优先股相关情况

---

## 第九节 公司债券相关情况

## 第十节 财务报告

---

2021

115,070.91

31.29%

26

38

1

2

3

4

5

2021 12 31

69,623.53

12,620.08

10

4

115 287



1

2

3

4



---

	1		
	2		
	7		
	8		



---

			0.00




---


15/03/2011

---





\_\_\_\_\_







---



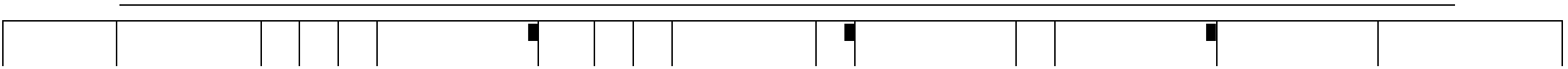
---




---




---

---


---


---









---




---

	21,000,000.00	58.85%
	12,428,844.00	34.83%
	917,081.00	2.57%
	909,944.00	2.55%
	428,209.00	1.20%

---

	144,770,450.00	58.85%
	85,682,350.00	34.83%
	6,322,200.00	2.57%
	6,273,000.00	2.55%
	2,952,000.00	1.20%

	144,770,450.00	57.81%
	85,682,350.00	34.22%
	6,322,200.00	2.52%
	6,273,000.00	2.51%
	2,952,000.00	1.18%
	4,410,000.00	1.76%

	250,410,000.00	
	250,410,000.00	




---




















































---






---


---





























/









---






---


---

**2021**



**2021**


---







---

--	--	--


---



---



---


---



---





---




---





---




---

--	--	--	--	--




---


---


---


---


---









---

---


		0.00

---


---


---



---


---






---




---


---



---




---



---




---



---




---


---




---




---


---



---





---


---


---


---







---




---





---




---




---


---



---




---




---


---






---








---






---


---






---


---


---



---









---




---







---



---

--	--	--	--	--	--





---



---




---



---

1

2


3

4







1.

2.

---


---

---


---







---






---







---





---
