
688101

2022



“ ”

LAN WEIGUANG

.....	4
.....	7
.....	10
.....	31
.....	33
.....	40
.....	60
.....	64
.....	65
.....	65

		Suntar Membrane Technology Singapore Pte. Ltd.
		Sinonem Technology Pte. Ltd.
		Suntar Investment Pte. Ltd.
		CDH Water China Limited
		2022 1 1 2022 6 30
		/ /

		Microfiltration MF
		Ultrafiltration UF
		Nanofiltration NF
		Reverse Osmosis RO
		Membrane Bio-Reactor MBR
		Polyvinylidene Fluoride
-		
-		7-

		Cyclic Activated Sludge System Activated Sludge Technology	Cyclic
		Bioc hemical Oxygen Demand	
		Chemical Oxygen Demand	
		Suspended Solids	
		Volatile Fatty Acid	
		Pure Terephthalic Acid	
		Build-Operate-Transfer	- -
		Transfer-Operate-Transfer	- -
		Engineering+Procurement+Construction	

	SUNTAR ENVIRONMENTAL TECHNOLOGY CO., LTD
	SUNTAR
	LAN VAI GUANG
	2018 9
	66
	361022
	http://www.suntar.com
	ir@suntar.com

	66	66
	0592-6778006	0592-6778016
	0592-6778156	0592-6778156
	ir@suntar.com	ir@suntar.com

	www.sse.com.cn

/

()

			688101	
A				

()

()

	1 6		(%)
	441, 813, 346.07	403, 176, 428.46	9.58
	111, 721, 738.52	133, 669, 081.10	- 16.42
	95, 681, 320.66	121, 907, 474.82	- 21.51
	10, 006, 315.52	- 8, 177, 737.51	
			(%)
	3, 466, 390, 556.51	3, 434, 458, 736.70	0.93
	5, 167, 351, 739.63	4, 854, 631, 977.93	6.44

()

	1 6		(%)
	0.33	0.40	- 17.50
	0.33	0.40	- 17.50
	0.29	0.37	- 21.62
%	3.21	3.31	0.10
%	2.75	2.69	0.06
%	4.99	4.54	0.45

44, 181.33

3, 863.70

9.58%

11, 172.17

9, 568.13

16.42%

21.51%

1, 818.41

:

		- 246, 459.02	73.75

	6 051, 240. 08	67 84
	7, 763, 003. 43	68 70
	2, 255, 328. 00	5
	3, 093, 493. 49	74 75
	2, 874, 488. 54	
	1, 699. 58	
	16, 040, 417. 86	

1 —

“

- - - - ”

1

1

iMER

PDF

iMER

i MBR

i MBR

ME UF NF RO

PMDF

2

2

6

8

27

iMBR

“ ” “ RDPA ” “ - - - ”

“ RDPA ”

1.

“ ” “ 2012 ” 2021 3
C35
2016 “
”

“ ”

“ ”

A A
2021 6

“

”

2025

2

PMDF

3

EPC BT BOT PPP BOD

EPC BOT PPP

4

5

ISO000

1.

7

		iMR		

		Flow Cel	
		“ + C	
		+ AOMBR AAO	

“ _____ ” “ RCPA”
 - -

“ ” “ ”

	“	2021 1 1	
	”	- 2023 12 31	

2.

2021 “ ”

“ ” “ ” “ SCM

2022-0017T- HG

2022 94

6 1 4 1 18

6 12

2022 6 30 170 83

86 1 3 167

“ ” “ ” “ ” “ ”

	1	6	201	83
	4	12	118	86
	1	0	2	1
	0	0	0	0
	0	0	0	0
	6	18	321	170

3.

			%
	22,057,008.13	18,324,015.19	20.37
	0.00	0.00	0.00
	22,057,008.13	18,324,015.19	20.37
%	4.99	4.54	0.45
%	0.00	0.00	0.00

4.

1		7,000,000.00	1,690,351.41	4,443,575.99		PES	3000-50000	MBR
2		7,000,000.00	1,721,502.35	4,456,253.06			40LMH 98% 25 2000ppmNaCl 15.5bar	
3		5,000,000.00	1,524,425.21	3,340,958.73			80LMH 0.35MPa	

3

7	PES	7,000,000.00	893,003.50	893,003.50	PES	PES	1. 10kDa 24L/n ² /h/bar 2. 5kDa 24L/n ² /h/bar 3. 3kDa 50L/n ² /h/Mpa	
8		4,000,000.00	946,980.29	3,041,952.66			GB5749-2006	
9	MBR	5,000,000.00	1,128,167.75	3,517,943.86		MBR	20-35n ² MBR 800-2100n ² 400n ² /n ²	MBR
10		6,500,000.00	393,957.30	6,625,541.37			3000LMH	MBR
11	AO/MBR	3,000,000.00	240,079.51	3,122,382.39			GB18918-2002 A	
12		3,000,000.00	253,345.96	3,052,409.92			GB5749-2006	

13	SIRO	6,000,000.00	1,370,269.87	1,370,269.87		SIRO STOR		
14	MBR	9,000,000.00	2,161,653.88	2,161,653.88		MBR	MBR 800-2100 n2 600 n2/n2	MBR
15	DENPA	5,000,000.00	2,380,244.25	2,380,244.25		- DENPA	LC-490 15%	
16		4,000,000.00	1,671,033.74	1,671,033.74			HB5472-1991	
	/	83,000,000.00	19,766,958.94	43,469,167.14	/	/	/	/

5.

: :

	219	197
%	19.18	18.38
	15,764,645.95	11,588,915.96
	71,984.68	58,826.98

		(%)		
	2	0.91		
	16	7.31		
	144	65.75		
	42	19.18		
	15	6.85		
	219	100.00		
		(%)		
30	30	92	42.01	
30-40	30	40	81	36.99
40-50	40	50	37	16.89
50-60	50	60	8	3.65
60		1	0.46	
		219	100.00	

6.

()

C

PTA



1

i MBR

2

LANVEI GUANG

LANVEI GUANG

2002

3

“ ”

4

i MBR

“

— — — ”

()

“ ”

”

“

“

”

PDF

“

—

—

—

”

5000

EPC

5

6

6

44,181.33

3,863.70 ,

9.58%

11,172.17

9,568.13

16.42%

21.51%

1,818.41

()

2018 9 28

()

①

②

()
①

②

③

()
①

②

BCI TOI

()
①

②

()

①

②

2021 7 30
“ ” “ ”
” “
2021 7 31
www.sse.com.cn 2021-034
2021 9 30
2021
10 8 www.sse.com.cn
2021-046

2019 11

“ ”
“ ”
www.sse.com.cn 2022-001 2022-009 2022-024
2022-042

44,181.33 3,863.70 ,
9.58%
11,172.17 16.42%
9,568.13 21.51%

1, 818 41

()

1

			%
	441, 813, 346 07	403, 176, 428 46	9. 58
	283, 858, 612 23	242, 364, 835 67	17. 12
	13, 382, 826 12	11, 620, 414 25	15. 17
	20, 495, 894 74	18, 318, 668 50	11. 89
	8, 006, 353 18	3, 489, 750 91	129. 42
	22, 057, 008 13	18, 324, 015 19	20. 37
	10, 006, 315 52	- 8, 177, 737. 51	
	- 94, 909, 866 59	12, 306, 115 25	
	- 31, 866, 175 77	- 24, 461, 238 08	

: 9. 58%

: 17. 12%

: 15. 17%

: 11. 89%

: 129. 42%

: 20. 37%

1, 818 41

10, 721. 60

740 49

2

()

()

1.

		%		%	%	
	1, 118, 810, 758, 48	21. 65	1, 231, 756, 309, 30	25. 37	- 9. 17	
	10, 616, 056, 64	0. 21	6, 436, 250, 00	0. 13	64. 94	
	594, 051, 385, 72	11. 50	570, 034, 482, 96	11. 74	4. 21	
	42, 744, 358, 75	0. 83	81, 012, 075, 95	1. 67	- 47. 24	
	47, 794, 409, 17	0. 92	28, 828, 185, 21	0. 59	65. 79	
	936, 516, 088, 42	18. 12	591, 767, 853, 70	12. 19	58. 26	
	31, 900, 759, 48	0. 62	32, 440, 404, 26	0. 67	- 1. 66	
	5, 343, 952, 03	0. 10	51, 217, 283, 97	1. 06	- 89. 57	
	365, 107, 946, 85	7. 07	340, 244, 069, 73	7. 01	7. 31	
	84, 592, 201, 20	1. 64	79, 765, 094, 69	1. 64	6. 05	
	49, 122, 957, 26	0. 95	39, 478, 118, 96	0. 81	24. 43	
	9, 719, 022, 83	0. 19	11, 108, 662, 84	0. 23	- 12. 51	
	712, 884, 158, 74	13. 80	502, 485, 130, 24	10. 35	41. 87	
	10, 923, 114, 68	0. 21	29, 516, 517, 70	0. 61	- 62. 99	
	58, 157, 978, 99	1. 13	4, 760, 465, 48	0. 10	1, 121. 69	
	81, 790, 541, 91	1. 58	85, 935, 993, 03	1. 77	- 4. 82	
	7, 169, 867, 24	0. 14	8, 574, 851, 35	0. 18	- 16. 38	
	291, 466, 57	0. 01	28, 308, 62	-	929. 60	

2

(1)

106,673,922.22

2.06%

(2)

3

	1,445,100.00	
	792,636.97	
	505,182.30	
	23,999,913.69	
	3,537,600.00	
	1,999,200.00	13 2021
	28,581,923.29	
	60,861,556.25	

4

()

1

(1)

(2)

(3)

	250,078,452.06	251,835,342.47	1,756,890.41	1,835,342.47

	81, 012, 075. 95	42, 744, 358. 75	- 38, 267, 717. 20	
	4, 717, 900. 00	4, 817, 000. 00	99, 100. 00	
	335, 808, 428. 01	299, 396, 701. 22	- 36, 411, 726. 79	

()

()

2022	2022. 1. 17	www.sse.com.cn	2022. 1. 18	
2021	2022. 5. 11	www.sse.com.cn	2022. 5. 12	
2022	2022. 6. 15	www.sse.com.cn	2022. 6. 16	

2022 1 17 2022

2022 5 11 2021

2021 2021 2021

2022 2022 2021

2022 6 15 2022 2022

CHEN RENBAO		

1 2021 12 29

CHENRENBAO 2022 1 17 2022

2 2021 12 29

2022 1 17 2022
2021

- 1
- 2
- 3

10	/
10 ()	/
10	/
/	

()

()

()

1.

1					1		DB 41/790-2013	CCDr 584 / 73 / 219 / 7.3 /	
2					2		DB 41/790-2013	CCDr 876 / 71.175 / 328.5 / 8.76 /	
3					1			CCDr 438 / 21.9	

							DB 41/790-2013	/	164 25 /	
									4 38 /	
4					1		GB18918-2002 A	CCDr	511 / 51.1	
								/	153 3 /	
									5.11 /	
5					1		GB18918-2002 A	CCDr	730 / 73	
								/	219 /	
									7.3 /	
6					1		GB18918-2002 A	CCDr	1752 / 292	
								/	525.6 /	
									17.52 /	
7					1		GB18918-2002 A	CCDr	182.5 /	
								18 25 /	54 75	
								/	1.825 /	
8					1		GB18918-2002 A	CCD	91.25 /	
								9 125 /	0 9125	
								/	27.375 /	
9					1		GB18918-2002 A	CCDr	730 / 73	
								/	219 /	
									7.3 /	
10					1		GB18918-2002 B	CCDr	219 /	
									29 25 /	
11					1			CCDr	421.27365 /	

							GB18918-2002) A	42.127365 / 126.382095 / 4.212737 /	
12					1		GB18918-2002) B	CO2cr 1051.2 / 140.16 / 350.4 / 17.52 /	
13					1		GB18918-2002) A	CO2cr 365 / 36.5 / 109.5 / 3.65 /	
14					1		GB18918-2002) A	CO2cr 1460 / 146 / 438 / 14.6 /	
15					1		GB18918-2002) A	CO2cr 730 / 73 / 219 / 7.3 /	
16					1		GB26451-2011) 2	32.85 / 65.7 /	
17					1		GB18918-2002) A	CO2cr 1231.875 / 123.1875 / 369.5625 / 12.31875 /	
18					1		GB18918-2002) A	CO2cr 510.945 / 51.095 / 153.283 / 5.11 /	

19					1		GB18918-2002) A	CO2cr 456.25 / 56.88 / 136.88 / 4.56 /	
20					1		GB18918-2002) A	CO2cr 912.5 / 91.25 / 273.75 / 9.125 /	
21					1		GB18918-2002) A	CO2cr 365 / 58.4 / 109.5 / 3.65 /	
22					1		GB18918-2002) A	CO2cr 365 / 58.4 / 109.5 / 3.65 /	
23					1		GB18918-2002) A	CO2cr 233.308 / 23.33 / 69.99 / 2.33 /	
24					1		GB18918-2002) A	CO2cr 456.2 / 45.6 / 136.8 / 4.56 /	
25					1		GB18918-2002) A	CO2cr 730 / 73 / 219 / 7.3 /	
26					1		GB18918-2002) A	CO2cr 219 / 21.9 / 65.7 / 2.19 /	

27					1		GB18918-2002) A	CO ₂ r 274 / 27.4 / 82.13 / 2.74 /	
28					1		GB18918-2002) A	CO ₂ r 447.125 / 44.7125 / 134.1375 / 4.7125 /	
29					1		GB18918-2002) A	CO ₂ r 365 / 36.5 / 109.5 / 3.65 /	

2

3

4

2015 4

()

()

		LAN VEI GUANG CHENN	/				/	/
			/	/	/		/	/
			/		/		/	/

			/				/	/
	LAN WEI GUANG CHEN N	/	/	/			/	/
							/	/

			/	/					
		LAN VEI QUANG		/	/		/	/	
			1		2		/	/	
			2						
				5%					
			10%						

			3					
		5%	1 2		2		/	/
				100%				

			/	1				/	/
			2						
		()	/					/	/
			1						
			2						

		LAN WEI GUANG CHEN N		/	LAN WEI GUANG CHEN N			/	/
		LAN WEI GUANG CHEN N 5%	N 1	5% /	LAN WEI GUANG CHEN			/	/
			2	/					
			3	/	/				
					/				

			4 / /					
			5 / / /					
			1					
			2					
			3					
			4					
			5 /			/		
		LAN WEI GUANG	N / 5%		LAN WEI GUANG CHEN		/	/

		CFEN N 5%	/	/					
				/					
				/					



()

()

: :

:									
()				()	()	()	()	()	()
				0211 6531 (2021)	15,775,097.40				
				(2022) 1724 30	332,500.00				

()

1 2022 2 25

[2022] 0005

1

2

2 2022 3 3

2022 68

1

2

()

1

2

2022

2022

2022 5 28

www.sse.com.cn
2022-030

2022

		2022	
		7,300.00	216.53

		458 00	155 76
	-	7, 758 00	372 29

3

()

1

2

3

4

()

1

2

3

()

1

2

3

()

()

()

()

()

: :

				(
)															
A																			
					()													
				30,000,000.00	2022.01.07	2022.01.07	2022.12.30											0.00	
				5,000,000.00	2021.12.31	2021.12.31	2022.12.30											0.00	
				10,000,000.00	2021.12.31	2021.12.31	2022.12.30											0.00	

				40,000,000.00	2022.04.12	2022.04.12	2023.03.06				0.00	
				3,900,000.00	2022.06.15	2022.06.15	2022.12.31				0.00	
											73,900,000.00	
B											232,158.00	
A+B											232,158.00	
70%											0.01	
C											0	
				0"	r3	D					r3	3

()

				(1)	2	% (3) (2)/(1)	4	% 5 =(4)/(1)
	1, 524, 162, 200.00	1, 450, 246, 642.09	1, 410, 000, 000.00	1, 410, 000, 000.00	441, 464, 221.74	31.31	83, 693, 192.88	5.94

()

			(1)	2	% (3) (2)/(1)								
			500, 000, 000.00	500, 000, 000.00	60, 772.00	0.01							

			360,000,000.00	360,000,000.00	74,087,178.09	20.58	2023						
			300,000,000.00	300,000,000.00	0.00	0.00	2022						
		“	140,918,100.00	140,918,100.00	96,968,256.00	68.81	2022						”

			111,581,900.00	111,581,900.00	33,278,400.00	29.82	2022						
			47,500,000.00	47,500,000.00	0.00	0.00							
			50,000,000.00	50,000,000.00	6,948,787.60	13.90	2022						
			200,000,000.00	200,000,000.00	201,944,039.68	100.97							

()

()

1

2020 4 9

20,566,313.00

6,550,880.00

27,117,193.00

2019 9

25,317 ,

2021 12

2

1 2020 8 20

8,000.00

12

78,492,314.24

2 2021 10 29

9,000.00

12

2022 6 30

9,000.00

3

1 2019 12 1

10

2 2020 12 14

6.5

3 2021 11 22

2022 6 30

6

25,000

4

2021 1 18

1,200

	29.82%	2022	6	30	
	1,200				
5					
1	2020	10	28		
	"				"
	Suntar Investment Holding Pte. Ltd				
	"			5,000	
Suntar Investment Holding Pte. Ltd		2021	5	28	Suntar
Investment Holding Pte. Ltd					
NRA182-302-310-9	2021	8	4		Suntar Investment Holding Pte. Ltd
				349,334,760.6	
NRA182-302-310-9					
		2022	6	30	
4,278.05				100.10	21.14
2					
129940100100348347	2020	12	31		200,000,000
	1,944,039.68				2021
3	2022	4	28		5
				A	
				2,600	2,700
				18.26 /	
6					
2022	6	30			
0.0611%				204,031	333,880,000
				14.73 /	14.65 /
	299.79				

()

1

2

3

4

()

() :

()	13 895
	0
	0

()

:

			(%)					
	0	144,770,450	43.36	144,770,450	144,770,450		0	
	0	85,682,350	25.66	0	0		0	
	0	6,273,000	1.88	6,273,000	6,273,000		0	
	0	1,125,450	0.34	0	0		0	
	17,400	1,080,421	0.32	0	0		0	
	16,575	1,037,108	0.31	0	0		0	
UBS AG	673,602	764,896	0.23	0	0		0	
	203,524	761,205	0.23	0	0		0	
	160,000	730,000	0.22	0	0		0	
LOF	96,162	677,100	0.20	0	0		0	
				85,682,350				85,682,350

		1, 125, 450		1, 125, 450
		1, 080, 421		1, 080, 421
		1, 037, 108		1, 037, 108
UBS AG		764, 896		764, 896
		761, 205		761, 205
		730, 000		730, 000
LCF		677, 100		677, 100
		550, 000		550, 000
		539, 900		539, 900
		LAN VEI GUANG CHEN N 64.70%		100.00%

1		144, 770, 450	2022-11-15	0	36
2		6, 273, 000	2022-11-15	0	36
		LAN VEI GUANG CHEN N 64.70%			100.00%

()

()

/

()

()

1.

2

3

()

()

2022 6 30

:

: :

	1	1, 118, 810, 758.48	1, 231, 756, 309.30
	2	251, 835, 342.47	250, 078, 452.06
	4	10, 616, 056.64	6, 436, 250.00
	5	594, 051, 385.72	570, 034, 482.96
	6	42, 744, 358.75	81, 012, 075.95
	7	47, 794, 409.17	28, 828, 185.21
	8	22, 634, 493.41	22, 102, 458.10
	9	936, 516, 088.42	591, 767, 853.70
	10	31, 900, 759.48	32, 440, 404.26
	13	5, 343, 952.03	51, 217, 283.97

		3,062,247,604.57	2,865,673,755.51
	17	365,107,946.85	340,244,069.73
	19	4,817,000.00	4,717,900.00
	21	84,592,201.20	79,765,094.69
	22	49,122,957.26	39,478,118.96
	25	9,719,022.83	11,108,662.84
	26	1,442,218,996.03	1,360,311,809.45



102,232.63
605,805.41
178,496.31
6,032.40
8,222.42

	45	81,790,541.91	85,935,993.03
	47	7,169,867.24	8,574,851.35
	48	10,500,000.00	10,500,000.00
	50	182,919,814.10	167,154,249.51
	51	87,366,250.95	89,301,451.40
	30	291,466.57	28,308.62
		370,037,940.77	361,494,853.91
		1,653,785,171.20	1,375,985,512.15
	53	333,880,000.00	333,880,000.00
	55	1,514,719,732.79	1,514,719,732.79
		2,997,518.71	
	59	122,778,881.17	122,778,881.17
	60	1,498,009,461.26	1,463,080,122.74
		3,466,390,556.51	3,434,458,736.70
		47,176,011.92	44,187,729.08
		3,513,566,568.43	3,478,646,465.78
		5,167,351,739.63	4,854,631,977.93

LAN VỊ QUANG

2022 6 30

:

: :

		902,886,995.97	979,532,657.62
		251,835,342.47	250,078,452.06
		10,616,056.64	6,436,250.00
	1	199,810,569.61	193,659,036.48

		27, 493, 100. 75	53, 979, 848. 03
		23, 315, 915. 30	19, 003, 650. 95
	2	994, 330, 433. 63	810, 341, 874. 10
		40, 037, 333. 50	
		598, 252, 568. 13	346, 628, 418. 95
		15, 245, 015. 96	12, 459, 776. 59
		22, 888. 35	
		3, 023, 808, 886. 81	2, 672, 119, 964. 78
	3	583, 715, 498. 93	583, 715, 498. 93
		2, 579, 298. 20	2, 749, 616. 31
		411, 223. 02	548, 297. 36
		8, 530, 768. 71	8, 785, 927. 83
		7, 413, 933. 31	7, 167, 738. 39
		602, 650, 722. 17	602, 967, 078. 82
		3, 626, 459, 608. 98	3, 275, 087, 043. 60
		197, 620, 255. 99	161, 593, 804. 53
		463, 503, 861. 05	307, 820, 274. 30
		1, 322, 677. 22	10, 853, 724. 77
		13, 924, 759. 36	14, 528, 685. 79
		107, 931, 301. 65	40, 282, 743. 12
		54, 446, 934. 00	
		301, 714. 30	301, 714. 30
		32, 794, 473. 90	19, 064, 765. 05

		817, 399, 043. 47	554, 445, 711. 86
		138, 267. 87	277, 973. 46
		275, 301. 36	11, 767. 81
		413, 569. 23	289, 741. 27
		817, 812, 612. 70	554, 735, 453. 13
		333, 880, 000. 00	333, 880, 000. 00
		1, 577, 111, 732. 39	1, 577, 111, 732. 39
		2, 997, 518. 71	
		95, 960, 585. 82	95, 960, 585. 82
		804, 692, 196. 78	713, 399, 272. 26
		2, 808, 646, 996. 28	2, 720, 351, 590. 47
		3, 626, 459, 608. 98	3, 275, 087, 043. 60

A B

	62	1, 771, 319. 73	3, 079, 731. 91
	63	13, 382, 826. 12	11, 620, 414. 25
	64	20, 495, 894. 74	18, 318, 668. 50
	65	22, 057, 008. 13	18, 324, 015. 19
	66	8, 006, 353. 18	3, 489, 750. 91
	66	2, 044, 451. 24	457, 204. 65
	66	5, 272, 824. 42	6, 996, 248. 96
	67	6, 258, 147. 03	7, 314, 059. 36
“ ”	68	30, 791, 538. 08	40, 843, 909. 17
	68	24, 863, 877. 12	34, 010, 553. 00
“ - ”			
“ ”			
“ - ”			
“ ”	70	1, 835, 342. 47	692, 931. 51
“ - ”	71	- 7, 382, 401. 97	- 3, 003, 967. 20
“ - ”	72	359, 290. 70	- 474, 135. 82
“ ”	73	- 2, 084. 78	- 19, 402. 03
“ ”		124, 101, 163. 47	151, 332, 407. 02
	74	3, 429, 184. 09	152, 149. 65
	75	580, 064. 84	458, 174. 89
“ ”		126, 950, 282. 72	151, 026, 381. 78
	76	12, 240, 261. 36	16, 303, 313. 11
“ ”		114, 710, 021. 36	134, 723, 068. 67
1.	“ ”		
2.	“ ”		
1.		111, 721, 738. 52	133, 669, 081. 10
2.	“ - ”	2, 988, 282. 84	1, 053, 987. 57
1.			
1			
2			
3			
4			
2			
1			
2			
3			

4			
5			
6			
7			
		114,710,021.36	134,723,068.67
		111,721,738.52	133,669,081.10
		2,988,282.84	1,053,987.57
(/)	2	0.33	0.40
(/)	2	0.33	0.40

0 ,

0
LAN VAI QUANG

2022 1—6

: :

		2022	2021
		115,584,709.31	72,019,387.57
	4	79,987,986.94	53,840,119.99
		553,802.28	679,323.95
		4,175,031.19	2,764,302.28
		8,227,465.50	6,102,067.26
		10,545,732.55	10,138,732.31
		-4,426,721.41	-6,264,009.68
		11,151.55	0.00
		-4,499,906.27	-6,319,037.43
		292,515.42	2,241,864.62
“ ”	5	150,348,611.93	60,169,440.77
“ _ ”			
“ _ ”			
“ ”		1,835,342.47	692,931.51
“ _ ”		1,559,174.32	4,193,956.42
“ _ ”		141,641.48	-123,832.50
“ ”		0.00	-42,005.01
“ ”		170,698,697.88	71,891,207.27
		27,000.00	100,000.00
		19,941.00	8,201.00
“ ”		170,705,756.88	71,983,006.27

		2,620,432.36	1,339,784.36
“ ”		168,085,324.52	70,643,221.91
“ ”		168,085,324.52	70,643,221.91
“ ”			
1.			
2			
3			
4			
1.			
2			
3			
4			
5			
6			
7.			
		168,085,324.52	70,643,221.91
	(/)		
	(/)		

LAN VAI QUANG

2022 1-6

		2022	2021
		401,775,774.24	305,852,320.95

		4,637,748.93	3,528,326.17
	78	26,364,172.79	23,389,654.36
		432,777,695.96	332,770,301.48
		281,811,444.59	199,167,676.22
		72,944,266.82	58,716,030.24
		31,316,589.07	41,198,604.06
	78	36,699,079.96	41,865,728.47
		422,771,380.44	340,948,038.99
		10,006,315.52	-8,177,737.51
		700,000,000.00	850,000,000.00
		6,006,113.02	7,250,890.42
		30,000.00	
		706,036,113.02	857,250,890.42
		100,945,979.61	44,944,775.17
		700,000,000.00	800,000,000.00
		800,945,979.61	844,944,775.17
		-94,909,866.59	12,306,115.25
		4,692,591.93	6,405,000.00
		24,176,065.13	18,056,238.08
		2,997,518.71	0.00
		31,866,175.77	24,461,238.08
		-31,866,175.77	-24,461,238.08
		1,450,036.56	-186,908.86

		- 115, 319, 690. 28	- 20, 519, 769. 20
		1, 207, 387, 615. 80	1, 178, 953, 010. 18
		1, 092, 067, 925. 52	1, 158, 433, 240. 98

LAN VAI QUANG

2022 1—6

: :

		2022	2021
		120, 499, 848. 89	84, 570, 633. 84
		3, 316, 795. 94	2, 148, 800. 00
		209, 093, 169. 54	201, 444, 763. 29
		332, 909, 814. 37	288, 164, 197. 13
		143, 509, 875. 26	73, 836, 435. 83
		21, 668, 954. 15	18, 734, 432. 56
		9, 864, 462. 59	16, 013, 159. 45
		331, 551, 755. 49	338, 436, 424. 89
		506, 595, 047. 49	447, 020, 452. 73
		- 173, 685, 233. 12	- 158, 856, 255. 60
		700, 000, 000. 00	850, 000, 000. 00
		110, 389, 730. 49	112, 538, 704. 67
		810, 389, 730. 49	962, 538, 704. 67
		10, 088. 00	20, 939. 00
		700, 000, 000. 00	850, 000, 000. 00
		700, 010, 088. 00	850, 020, 939. 00
		110, 379, 642. 49	112, 517, 765. 67
		22, 345, 466. 00	17, 576, 000. 00
		2, 997, 518. 71	

		25,342,984.71	17,576,000.00
		-25,342,984.71	-17,576,000.00
		-88,648,575.34	-63,914,489.93
		967,028,657.62	1,010,801,665.85
		878,380,082.28	946,887,175.92

LAN VAI QUANG

2022 1—6

: :

2022												
	()											
	333,880,000.00			1,514,719,732.79				122,778,881.17	1,463,080,122.74	3,434,458,736.70	44,187,729.08	3,478,646,465.78
	333,880,000.00			1,514,719,732.79				122,778,881.17	1,463,080,122.74	3,434,458,736.70	44,187,729.08	3,478,646,465.78
“ ”					2,997,518.71				34,929,338.52	31,931,819.81	2,988,282.84	34,920,102.65
									111,721,738.52	111,721,738.52	2,988,282.84	114,710,021.36
					2,997,518.71					-2,997,518.71		-2,997,518.71

1														
2														
3														
4					2,997,518.71								-2,997,518.71	-2,997,518.71
										-76,792,400.00			-76,792,400.00	-76,792,400.00
1														
2														
3														
4														
1														
2														
3														
4														
5														

6														
1														
2														
	333,880,000.00				1,514,719,732.79	2,997,518.71			122,778,881.17	1,498,009,461.26	3,466,390,556.51	47,176,011.92	3,513,566,568.43	

	2021														
	(
	333,880,000.00				1,514,719,732.79				110,229,936.87	1,341,375,217.62	3,300,204,887.28	39,626,184.32	3,339,831,071.60		
										-46,091,891.81	-46,091,891.81		-46,091,891.81		
	333,880,000.00				1,514,719,732.79				110,229,936.87	1,295,283,325.81	3,254,112,995.47	39,626,184.32	3,293,739,179.79		
“ ”										66,893,081.10	66,893,081.10	1,053,987.57	67,947,068.67		
										133,669,081.10	133,669,081.10	1,053,987.57	134,723,068.67		
1															

2																		
3																		
4																		
1																		
2																		
3																		
4																		
1																		
2																		
3																		
4																		
5																		
6																		
1																		
2																		
	333,880,000.00					1,514,719,732.79				110,229,936.87		1,362,176,406.91		3,321,006,076.57	40,680,171.89		3,361,686,248.46	

LAN VỊ QUANG

2022 1—6

: :

	2022										
	()										
	333,880,000.00				1,577,111,732.39				95,960,585.82	713,399,272.26	2,720,351,590.47
	333,880,000.00				1,577,111,732.39				95,960,585.82	713,399,272.26	2,720,351,590.47
“ ”						2,997,518.71				91,292,924.52	88,295,405.81
										168,085,324.52	168,085,324.52
						2,997,518.71					-2,997,518.71
1											
2											
3											
4						2,997,518.71					-2,997,518.71
										-76,792,400.00	-76,792,400.00
1											
2										-76,792,400.00	-76,792,400.00
3											

1												
2												
3												
4												
5												
6												
1												
2												
	333,880,000.00				1,577,111,732.39	2,997,518.71			95,960,585.82	804,692,196.78	2,808,646,996.28	

	2021											
	(
)											
	333,880,000.00				6,577,111,732.39 M				83,411,641.52	667,234,773.52	2,661,638,147.43	

4											
										- 66, 776, 000. 00	- 66, 776, 000. 00
1											
2										- 66, 776, 000. 00	- 66, 776, 000. 00
3											
1											
2											
3											
4											
5											
6											
1											
2											
	333, 880, 000. 00				1, 577, 111, 732. 39				83, 411, 641. 52	671, 101, 995. 43	2, 665, 505, 369. 34

LAN VỊ QUANG

1.

“ ” “
” “ ” 2012 7 13
() “ ” Sunar Membrane Technology (Singapore)
Pte. Ltd () 2005 4 26
168 172

2018 9 28

LAN WU GUANG

1, 000, 000. 00 ()
510, 000. 00 51% Sunar Membrane Technology (Singapore) Pte. Ltd
490, 000. 00 49%

2007 4 10 1, 000, 000. 00
21, 000, 000. 00 20, 000, 000. 00 Sunar Membrane Technology
(Singapore) Pte. Ltd
21, 000, 000. 00 Sunar Membrane Technology (Singapore) Pte. Ltd
20, 490, 000. 00 2011 1 97. 57%
() 510, 000. 00 2. 43% 2007 4

13

[2007] 31 ” 2007 4 26

2010 6 25 ()
2. 43% Sunar Membrane
Technology (Singapore) Pte. Ltd 97. 57%

2. 43% 2010 12 20 “
[2010] 137 ” 2010

12 31 Sunar™

			[2011] 63	"	2011
7	27				
2011	10	8			21,000,000.00
		33,428,844.00	12,428,844.00	()	
			33,428,844.00		Sunt ar Membrane
Technol ogy (Si ngapore) Pte. Ltd			21,000,000.00		62.82%
()		12,428,844.00		37.18%	2011
10	28		"		
			[2011] 702	"	2011 11 1
2011	12	22			33,428,844.00
		35,684,078.00	2,255,234.00	(
)		2,563.22	4,057,852.00		917,081.00
				()	
2,543.28		4,026,273.00	909,944.00		
			()		1,196.84
1,894,717.00		428,209.00			
			35,684,078.00		

Sunt ar Membrane Technol ogy (Si ngapore) Pte. Ltd	21,000,000.00	58.85%
()	12,428,844.00	34.83%
()	917,081.00	2.57%
()	909,944.00	2.55%
()	428,209.00	1.20%
	35,684,078.00	100.00%

2011 12 22

"

[2011] 819

"

2011 12

22

2012 6 20

35,684,078.00

246,000,000.00

246,000,000

1

2011 12 31

2012 6 26

“

[2012] 384 ”

2012 7 2

3502017684

2012 7 13

350200400010973

246,000,000.00

Suntar Membrane Technology (Singapore) Pte. Ltd	144,770,450.00	58.85%
()	85,682,350.00	34.83%
()	6,322,200.00	2.57%
()	6,273,000.00	2.55%
()	2,952,000.00	1.20%
	246,000,000.00	100.00%

2012 10 23

246,000,000.00

250,410,000.00

4,410,000.00

()

()

50,194,620.00

4,410,000

45,784,620.00

2012 11 16

“ [2012] 730 ”

2012 11 16

3502018275

Suntar Membrane Technology (Singapore) Pte. Ltd	144,770,450.00	57.81%
()	85,682,350.00	34.22%
()	6,322,200.00	2.52%
()	6,273,000.00	2.51%
()	2,952,000.00	1.18%
() ()	4,410,000.00	1.76%

	250,410,000.00	100.00%

2019 10 16

[2019] 1925

2019 11 6

8,347.00

1.00

18.26

8,347.00

2019 11 15

“ 688101”

“ ”

33,388.00

) ()

2

1

			%	
1	()		100.00	
2	Suntar Investment Holding Pte. Ltd	Suntar Investment	100.00	
3			70.00	
4			100.00	
5			100.00	
6			100.00	
7			100.00	
8			100.00	
9			100.00	
10				100.00
11			100.00	
12			100.00	
13			100.00	
14			100.00	
15			100.00	
16			100.00	
17			100.00	

			%	
18			100.00	
19			100.00	
20			100.00	
21			100.00	
22			100.00	
23			100.00	
24			100.00	
25			100.00	
26			100.00	
27			100.00	
28			100.00	
29			100.00	
30			100.00	
31				100.00
32				100.00
33				100.00
34				100.00
35	Suntar Environmental Technology Pte Ltd Suntar Technology Investment Pte. Ltd	Suntar Technology		100.00
36			75.00	
37				100.00
38				100.00
39				100.00
40				100.00
41			100.00	
42				100.00
43	Suntar Advanced Materials Pte. Ltd	Suntar Advanced Materials		100.00
44	Suntar Research Pte. Ltd	Suntar Research		100.00
45	Graphene Energy Pte. Ltd	Graphene Energy		80.00
46				67.00
47				100.00
48				100.00
49				70.00

“ ”

2

1			2022	
2			2022	
3			2022	

1.

15 —

2014

2

12

1.

2

1 1 12 31

3

12

4

5

1



6 6

2

6 6

3

6

1

,

2



3

4

A

a

b

c

B

a

b

c

A


B

C

5

“ ”

“ ” “ ”



“

”

“

”

“

”

“

”

“

”

6

A

/

B



A

B

“ ”

“ ”

“

”

“ ”

”

a

b

c

d

7.

1

2

8

9

1

2

3

“ ”

“ ”

10

1



2



3



4

5



12
12

12

12

12

A /

1

2

1

2

1

2

3

4

5

6

7

12

1

1

2

B

12

A

B

C

D

E

F

G

H

30

101 212



30

30

6

A

B

A

B

22 -

A

B

22 -



7

8

11.

10

12

10

13

10

14

10

15

1

2

3

4

5

16
(1).

(2).

10

17.


1

3

“

”

2



3

18

19

20

21.

1

20%

20%

50%

2

A

B

C

A

B

C

D

3



4

17

5

30

22

23
(1).

(2).

		20	10%	4 50%
		5 10	5% 10%	9% 19%
		3 5	5% 10%	18% 31. 67%
		3 5	5% 10%	18% 31. 67%
		5 10	5% 10%	9% 19%
		5	5%	19%
		5	5% 10%	18% 19%

(3).

24

1

2

25

1

3

2

26

27.

28

29

(1).

1

2

	50		

(" BOT")

14 —

— — (“ TOI ”)

— — (“ TOI ”) BCI

(2).



A

B

C

D

E

30

31.

32

33

(1)

A

B

(2)

A

B

C

D

a

b ;

c ,

(3)

(4)

A

B

34

35

1



2

36

1

2

3

2



5

6

37.

38

(1).


2020 1 1
1

13

—

2

121 212



PPP 2021 1 1

PPP

“ ”

“ ” “ ”

PPP

PPP

PPP

PPP

PPP

PPP

PPP

PPP

PPP

PPP

(2).

39

”

“

“

”

”

“

”

40

1

2

1

3

41. /

1

A

B

A

B

2

A

B

A

B

3



A

B

12

42

(1).

(2).

(3).

2021 1 1

1

2

3

12

-
- -
 -
 -

34

			%
			-
			-

:



4

(

5

A

B

A



B

6

38

10

10

2020

1



2

43

44
(1).

(2).

45

1.

		13% 9% 6%
		7% 5%
		0-25%
		3%
		1%

	%
Suntar Investment Holding Pte. Ltd	17
Suntar Environmental Technology Pte. Ltd	17
Suntar Technology Investment Pte. Ltd	17
Suntar Advanced Materials Pte. Ltd	17
Suntar Research Pte. Ltd	17
Graphene Energy Pte. Ltd	17

2

2020 12 1
GR202061001778 2020

3

2021 15%

2020 10 21 GR202035100171

2020 3

2021 15%

2020 12

1 GR202037101478

“ ” 2020 3

2021

15%

2021

12

100

12 5%

20%

100

300

50%

20%

3

1

	319,163.57	407,559.36
	1,091,748,761.95	1,206,980,056.44
	26,742,832.96	24,368,693.50
	1,118,810,758.48	1,231,756,309.30
	60,796,941.34	69,503,437.87

1,445,100.00
505,182.30

23,999,913.69

792,636.97

2

	251,835,342.47	250,078,452.06
	251,835,342.47	250,078,452.06
	251,835,342.47	250,078,452.06

3

4

(1).

	10,616,056.64	6,436,250.00
	10,616,056.64	6,436,250.00

(2).

(3).

		5,097,600.00
		5,097,600.00

(4).

(5).

		(%)		(%)		(%)		(%)		
	11,174,796.46	100.00	558,739.82	5.00	10,616,056.64	6,775,000.00	100.00	338,750.00	5.00	6,436,250.00
1	11,174,796.46	100.00	558,739.82	5.00	10,616,056.64	6,775,000.00	100.00	338,750.00	5.00	6,436,250.00
	11,174,796.46	100.00	558,739.82	5.00	10,616,056.64	6,775,000.00	100.00	338,750.00	5.00	6,436,250.00

1

			%
1	11,174,796.46	558,739.82	5.00
	11,174,796.46	558,739.82	5.00

(6).

	338,750.00	219,989.82			558,739.82
	338,750.00	219,989.82			558,739.82

(7).

5

(1).

1		
1		
1		374,933,878.52
1	2	195,330,893.04
2	3	70,655,279.94
3		
3	4	23,544,019.20
4	5	16,000,892.59
5		46,238,047.83
		726,703,011.12

(2).

		(%)		(%)		(%)		(%)		
	28,435,553.42	3.91	28,435,553.42	100.00	0.00	30,690,881.42	4.41	30,690,881.42	100.00	0.00
	698,267,457.70	96.09	104,216,071.98	14.92	594,051,385.72	665,544,431.86	95.59	95,509,948.90	14.35	570,034,482.96
1	698,267,457.70	96.09	104,216,071.98	14.92	594,051,385.72	665,544,431.86	95.59	95,509,948.90	14.35	570,034,482.96
	726,703,011.12	100.00	132,651,625.40	18.25	594,051,385.72	696,235,313.28	100.00	126,200,830.32	18.13	570,034,482.96

			%	
1	10,901,644.10	10,901,644.10	100	
2	4,935,747.63	4,935,747.63	100	
3	3,384,000.00	3,384,000.00	100	
4	3,074,746.89	3,074,746.89	100	
5	1,928,570.80	1,928,570.80	100	
6	1,447,000.00	1,447,000.00	100	
7	1,146,434.00	1,146,434.00	100	
8	1,133,410.00	1,133,410.00	100	
9	484,000.00	484,000.00	100	
	28,435,553.42	28,435,553.42	100	/

1

			%
1	374,933,878.52	18,746,693.93	5.00
1-2	195,330,893.04	19,533,089.30	10.00
2-3	70,213,185.94	21,063,955.78	30.00
3-4	21,719,019.20	10,859,509.60	50.00
4-5	10,288,288.16	8,230,630.53	80.00
5	25,782,192.84	25,782,192.84	100.00
	698,267,457.70	104,216,071.98	14.92

(3).

	126,200,830.32	9,176,123.08	2,255,328.00	470,000.00	0.00	132,651,625.40
	126,200,830.32	9,176,123.08	2,255,328.00	470,000.00	0.00	132,651,625.40

	2,120,000.00	
	135,328.00	
	2,255,328.00	/

(4).

	470,000.00

	470,000.00	470,000.00			
	470,000.00	470,000.00	/	/	/

(5).

		%	
1	85,476,579.79	12.24	8,170,817.34
2	72,396,517.66	10.37	8,912,255.30
3	54,643,920.00	7.83	8,909,855.30
4	31,039,690.00	4.45	8,946,064.50
5	30,921,754.82	4.43	2,927,835.95
	274,478,462.27	39.31	37,866,828.39

(6).

(7).

6

	42,744,358.75	81,012,075.95
	42,744,358.75	81,012,075.95

7

(1).

		(%)		(%)
1	44,108,638.20	92.29	28,166,175.15	97.70
1 2	3,418,386.71	7.15	330,233.90	1.15
2 3	72,620.00	0.15	256,637.35	0.89
3	194,764.26	0.41	75,138.81	0.26
	47,794,409.17	100.00	28,828,185.21	100.00

1

(2).

		%
1	6,540,000.00	13.68
2	3,645,000.00	7.63
3	3,352,500.00	7.01
4	2,566,920.21	5.37
5	1,962,000.00	4.11
	18,066,420.21	37.80

8

	22, 634, 493 41	22, 102, 458 10
	22, 634, 493 41	22, 102, 458 10

(1).

(2).

(3).

(1).

(2).

1

(3).

(4).

--	--

1	
1	
1	9,361,327.93
1 2	42,432,970.00
2 3	1,554,580.00
3	
3 4	554,600.00
4 5	400.00
5	264,000.00
	54,167,877.93

(5).

	187,651.95	194,195.77
	1,531,805.75	483,139.88
	8,588,425.00	10,059,918.54
	43,859,995.23	42,656,971.36
	54,167,877.93	53,394,225.55

(6).

	12	()	()	
2022 1 1	1,691,767.45		29,600,000.00	31,291,767.45
2022 1 1				
--				
--				
--				
--				
	241,617.07			241,617.07
2022 6 30	1,933,384.52	0.00	29,600,000.00	31,533,384.52

(7).

	1, 691, 767. 45	241, 617. 07	-			1, 933, 384. 52
	29, 600, 000. 00					29, 600, 000. 00
	31, 291, 767. 45	241, 617. 07	-			31, 533, 384. 52

(8).

(9).

				(%)	
		37, 000, 000. 00	1- 2	68. 31	29, 600, 000. 00
		5, 857, 272. 83	1 3, 598, 823. 88 1- 2 2, 258, 448. 95	10. 81	405, 786. 09
		3, 000, 000. 00	1- 2 200 2- 3 100	5. 54	500, 000. 00
		500, 000. 00	1	0. 92	25, 000. 00
		500, 000. 00	2	0. 92	50, 000. 00
	/	46, 857, 272. 83	/	86. 50	30, 580, 786. 09

(10).

(11).

(12).

9
(1).

		/			/	
	43,852,757.58	3,343,883.54	40,508,874.04	31,080,827.21	3,343,883.54	27,736,943.67
	697,557,046.73		697,557,046.73	399,217,710.86		399,217,710.86
	19,167,849.40	2,602,087.98	16,565,761.42	15,262,381.09	2,602,087.98	12,660,293.11
	52,460.10		52,460.10	52,870.29		52,870.29
	181,496,216.87		181,496,216.87	151,669,819.28		151,669,819.28
	335,729.26		335,729.26	430,216.49		430,216.49
	942,462,059.94	5,945,971.52	936,516,088.42	597,713,825.22	5,945,971.52	591,767,853.70

(2).

	3,343,883.54					3,343,883.54
	2,602,087.98					2,602,087.98
	5,945,971.52					5,945,971.52

(3).

(4).

10
(1).

	35,367,314.59	1,775,244.12	33,592,070.47	42,711,820.45	2,145,671.71	40,566,148.74
	-1,787,567.77	-96,256.78	-1,691,310.99	-8,556,522.61	-430,778.13	-8,125,744.48
	33,579,746.82	1,678,987.34	31,900,759.48	34,155,297.84	1,714,893.58	32,440,404.26

(2).

(3).

			/	
		35,906.24		
		35,906.24		/

11

12

13

	5,252,778.25	51,049,207.51
	15,495.69	97,507.56
	75,678.09	70,568.90
	5,343,952.03	51,217,283.97

14

(1).

(2).

(3).

15
(1).

(2).

(3).

16
(1)

(2)

(3)

(4)

	334,961,732.78			24,916,646.73						359,878,379.51	
	3,125,000.30			-401.51						3,124,598.79	
	2,157,336.65			-52,368.10						2,104,968.55	
	340,244,069.73			24,863,877.12						365,107,946.85	
	340,244,069.73			24,863,877.12						365,107,946.85	

18
(1).

(2).

19

	4 817, 000 00	4 717, 900 00
	4 817, 000 00	4 717, 900 00

20

21

	84 592 201. 20	79 765 094. 69
	84 592 201. 20	79 765 094. 69

(1).

1.	34, 578, 120. 26	60, 032, 587. 67	17, 822, 902. 29	2, 776, 172. 53	7, 743, 340. 63	10, 582, 430. 86	9, 410, 513. 30	142, 946, 067. 54	
2	0. 00	4, 757, 122. 50	3, 021, 488. 57	243, 251. 13	384, 229. 75	3, 168, 797. 52	455, 391. 71	12, 030, 281. 18	
1		3, 398, 530. 86	3, 021, 488. 57	243, 251. 13	384, 229. 75	3, 168, 797. 52	455, 391. 71	10, 671, 689. 54	
2		1, 358, 591. 64						1, 358, 591. 64	
3									
3		143, 873. 80	436, 374. 10	4, 857. 79				585, 105. 69	
1		143, 873. 80	436, 374. 10	4, 857. 79				585, 105. 69	
4	34, 578, 120. 26	64, 645, 836. 37	20, 408, 016. 76	3, 014, 565. 87	8, 127, 570. 38	13, 751, 228. 38	9, 865, 905. 01	154, 391, 243. 03	
1.	3, 273, 256. 99	32, 575, 120. 03	11, 096, 633. 82	1, 718, 139. 82	5, 746, 128. 65	4, 366, 440. 12	4, 405, 253. 42	63, 180, 972. 85	
2	571, 150. 04	2, 376, 672. 63	930, 912. 15	144, 857. 57	270, 922. 61	1, 931, 676. 72	589, 926. 59	6, 816, 118. 31	
1	571, 150. 04	2, 376, 672. 63	930, 912. 15	144, 857. 57	270, 922. 61	1, 931, 676. 72	589, 926. 59	6, 816, 118. 31	
3		35, 768. 02	160, 060. 71	2, 220. 6				198, 049. 33	
1		35, 768. 02	160, 060. 71	2, 220. 6				198, 049. 33	
4	3, 844, 407. 03	34, 916, 024. 64	11, 867, 485. 26	1, 860, 776. 79	6, 017, 051. 26	6, 298, 116. 84	4, 995, 180. 01	69, 799, 041. 83	
1.									
2									
1									
3									
1									
4									

1.	30,733,713.23	29,729,811.73	8,540,531.50	1,153,789.08	2,110,519.12	7,453,111.54	4,870,725.00	84,592,201.20
2	31,304,863.27	27,457,467.64	6,726,268.47	1,058,032.71	1,997,211.98	6,215,990.74	5,005,259.88	79,765,094.69

(2).

(3).

(4).

(5).

22

	49, 122, 957. 26	39, 478, 118. 96
	49, 122, 957. 26	39, 478, 118. 96

(1).

	8 408 222 34		8 408 222 34	644 018 55		644 018 55
	38 991 518 58		38 991 518 58	36 133 571 67		36 133 571 67
	330 146 53		330 146 53	288 316 83		288 316 83
MBR	678 899 09		678 899 09	379 129 75		379 129 75
	529 647 52		529 647 52	489 967 32		489 967 32
	184 523 20		184 523 20	1 348 819 03		1 348 819 03
	0 00		0 00	194 295 81		194 295 81
	49 122 957 26		49 122 957 26	39 478 118 96		39 478 118 96

(2).

							(%)					(%)
	127 644 900 00	36 133 571 67	2 857 946 91			38 991 518 58	30 55					
	127 644 900 00	36 133 571 67	2 857 946 91		0 00	38 991 518 58	/	/			/	/

(3).

23

(1).

(2).

24

25

1.	7, 780, 507. 54	5, 999, 065. 11	13, 779, 572. 65
2			
3			
4	7, 780, 507. 54	5, 999, 065. 11	13, 779, 572. 65
1.	2, 593, 502. 51	77, 407. 30	2, 670, 909. 81
2	1, 296, 751. 24	92, 888. 77	1, 389, 640. 01
(1)	1, 296, 751. 24	92, 888. 77	1, 389, 640. 01
3			
(1)			
4	3, 890, 253. 75	170, 296. 07	4, 060, 549. 82
1.			
2			
(1)			

(1).

		—	—			
1.	59,768,696.00	1,550,186,607.62	62,922,294.91	131,580.00	1,144,350.84	1,674,153,529.37
2	0.00	49,198,515.25	59,072,032.10	0.00	0.00	108,270,547.35
(1)		49,198,515.25	59,072,032.10			108,270,547.35
(2)						
(3)						
3						
(1)						
4	59,768,696.00	1,599,385,122.87	121,994,327.01	131,580.00	1,144,350.84	1,782,424,076.72
1.	5,157,024.00	307,855,681.13			829,014.79	313,841,719.92
2	667,378.63	25,581,101.81		13,158.00	101,722.33	26,363,360.77
1	667,378.63	25,581,101.81		13,158.00	101,722.33	26,363,360.77
3						
(1)						
4	5,824,402.63	333,436,782.94		13,158.00	930,737.12	340,205,080.69
1.						
2						
1						
3						
(1)						

(2).

27

28

(1).

	102,232.63					102,232.63
	102,232.63					102,232.63

(2).

(3).

(4).

(5).

29

	208,715.66		35,779.80		172,935.86
	458,747.36		52,591.14		406,156.22
	908,173.64		117,452.10		790,721.54

	193,307.74		21,088.14		172,219.60
	209,250.78		10,917.42		198,333.36
	123,432.37		13,465.32		109,967.05
	504,177.86		57,993.18		446,184.68
		150,000.00			150,000.00
	2,605,805.41	150,000.00	309,287.10		2,446,518.31

30 /
(1).

	7,721,215.64	1,158,182.35	8,091,643.23	1,213,746.49
	164,743,749.55	27,198,091.78	157,831,347.77	25,578,606.77
	184,543,443.28	27,681,516.49	176,022,203.53	26,403,330.53
	22,741,649.54	4,150,265.73	19,588,070.70	3,970,906.54
-	62,073.06	11,959.17	63,948.29	11,905.98
	379,812,131.07	60,200,015.52	361,597,213.52	57,178,496.31

(2).

	107,768.04	16,165.20	110,272.09	16,540.81
	1,835,342.47	275,301.37	78,452.06	11,767.81
	1,943,110.51	291,466.57	188,724.15	28,308.62

(3).

(4).

		423.00
	1,412,863.60	1,351,304.10
	1,412,863.60	1,351,727.10

(5).

2022		115,927.13	
2023	368,986.05	370,770.91	
2024	247,372.57	247,372.57	
2025	214,998.51	214,998.51	
2026	402,234.98	402,234.98	
2027	179,271.49		
	1,412,863.60	1,351,304.10	/

	1, 787, 567. 77	96, 256 78	1, 691, 310 99	8 556, 522 61	430, 778 13	8, 125, 744 48
	26, 111, 827. 81		26, 111, 827. 81	26, 111, 827. 81		26, 111, 827. 81
	996, 017. 40		996, 017. 40	260, 000 00		260, 000 00
	9, 229, 305. 63		9, 229, 305. 63	10, 199, 677. 51		10, 199, 677. 51
	48, 748, 782. 60		48, 748, 782. 60	48, 748, 782. 60		48, 748, 782. 60
	86, 873, 501. 21	96, 256 78	86, 777, 244 43	93, 876, 810 53	430, 778 13	93, 446, 032 40

32
(1).

(2).

33

34

35

36
(1).

	292, 875, 521. 20	244, 239, 903. 71
	117, 047, 901. 06	134, 972, 608. 05
	6, 000, 000. 00	6, 000, 000. 00
	415, 923, 422. 26	385, 212, 511. 76

(2). 1

	6, 253, 334. 89	
	6, 000, 000. 00	
	4, 632, 979. 28	
	3, 527, 210. 65	
	3, 505, 825. 75	
	2, 119, 530. 00	
	1, 546, 636. 70	
	27, 585, 517. 27	/

37

(1).

(2). 1

38

(1).

		712, 884, 158 74	502, 485, 130 24
		712, 884, 158 74	.0 18 502, 485, 130 24

(2).

39

(1).

	9, 598. 61	119, 769. 69	119, 790. 12	9, 578. 18
	512, 529. 72	3, 182, 906. 70	3, 175, 528. 70	519, 907. 72
	83, 717. 64	401, 581. 68	485, 299. 32	
	29, 447, 840. 57	48, 775, 004. 71	67, 338, 444. 09	10, 884, 401. 19

(3).

1	60, 660. 15	4, 835, 428. 89	4, 864, 271. 68	31, 817. 36
2	8, 016. 98	169, 415. 59	170, 536. 44	6, 896. 13
3				
	68, 677. 13	5, 004, 844. 48	5, 034, 808. 12	38, 713. 49

40

	18, 520, 725. 70	19, 010, 879. 20
	20, 469, 661. 14	23, 937, 222. 02
	93, 957. 84	160, 514. 35
	395, 030. 21	890, 391. 31
	484, 105. 87	400, 418. 33
	76, 781. 65	85, 635. 45
	9, 557. 35	60, 751. 36
	192, 908. 46	256, 233. 52
	21, 228. 83	362, 580. 50
	40, 263, 957. 05	45, 164, 626. 04

41

	54, 446, 934. 00	
	3, 711, 044. 99	4, 760, 465. 48
	58, 157, 978. 99	4, 760, 465. 48

(1).

	1, 490, 340.00	1, 722, 129.00
	1, 724, 218.74	2, 462, 955.24
	496, 486.25	575, 381.24
	3, 711, 044.99	4, 760, 465.48

(2). 1

42

43 1

1	9, 489, 743.30	9, 587, 638.70
1		
1		
1	3, 015, 490.29	3, 013, 597.39
	12, 505, 233.59	12, 601, 236.09

44

	25,994,568.21	29,181,670.93
	7,094,796.91	5,568,500.00
	33,089,365.12	34,750,170.93

45
(1).

	68,815,587.95	73,106,796.96
	22,464,697.26	22,416,834.77
	-9,489,743.30	-9,587,638.70
	81,790,541.91	85,935,993.03

“ ZZ27612021200000001”
“ 27612021280051” “ 27612021280057”

“ 68 2021 121”
“ 68 2021 120”

BOI

13

Suntar Investment Holding Pte. Ltd 20
Suntar Holding 30
Suntar Holding 29,029,806.09

46
(1).

(2).

(3).

(4).

47

	10,185,357.53	11,588,448.74
	3,015,490.29	3,013,597.39
	7,169,867.24	8,574,851.35

48

	10,500,000.00	10,500,000.00
	10,500,000.00	10,500,000.00

--	--	--	--	--	--

	10,000,000.00			10,000,000.00	
	500,000.00			500,000.00	
	10,500,000.00			10,500,000.00	/

2013

2013 634

2013

2013 891

49

50

	167,154,249.51	182,919,814.10	
	167,154,249.51	182,919,814.10	/

51

	89,301,451.40		1,935,200.45	87,366,250.95
	89,301,451.40		1,935,200.45	87,366,250.95 /

							/
-	28,079,999.99			520,000.00		27,559,999.99	
“ ” —	15,846,604.64			360,150.11		15,486,454.53	
	11,347,530.79			315,029.19		11,032,501.60	
	10,753,058.55			233,762.14		10,519,296.41	
“ ” —	6,321,333.67			143,666.65		6,177,667.02	
-	5,318,274.67			181,304.76		5,136,969.91	
	5,000,000.00					5,000,000.00	
—	1,559,450.98			39,149.40		1,520,301.58	
“ ” —	1,260,000.00			35,000.00		1,225,000.00	
“ ” —	1,226,744.59			34,482.47		1,192,262.12	
—	767,932.01			17,453.01		750,479.00	
-	724,137.99			22,988.50		701,149.49	
-	415,662.65			12,048.19		403,614.46	
—	162,992.69			5,409.09		157,583.60	
-	156,144.27			4,531.25		151,613.02	

—	64,200.61			1,444.88		62,755.73
—	63,780.21			1,601.18		62,179.03
-	41,566.26			1,204.82		40,361.44
	37,142.85			1,071.43		36,071.42
-	33,846.15			769.24		33,076.91
-	33,717.91			769.22		32,948.69
-	31,250.05			1,071.42		30,178.63
-	30,230.38			1,105.99		29,124.39
-	14,755.33			395.84		14,359.49
-	11,094.16			791.67		10,302.49
	89,301,451.40			1,935,200.45		87,366,250.95

52

53

		+					
	333,880,000.00						333,880,000.00

54

(1)

(2)

:

55

	1,498,776,210.13			1,498,776,210.13
	15,943,522.66			15,943,522.66
	1,514,719,732.79			1,514,719,732.79

56

		2,997,518.71		2,997,518.71
		2,997,518.71		2,997,518.71

2022 4 28

2022 6 30

204,031

57

58

59

	122,778,881.17			122,778,881.17
	122,778,881.17			122,778,881.17

60

	1,463,080,122.74	1,341,375,217.62
+		-46,091,891.81
	1,463,080,122.74	1,295,283,325.81
	111,721,738.52	247,121,741.23
		12,548,944.30
	76,792,400.00	66,776,000.00
	1,498,009,461.26	1,463,080,122.74

1

0

2

0

3

0

4

0

5

0

61

(1).

	441, 813, 346 07	283, 858, 612 23	403, 176, 428 46	242, 364, 835 67
	441, 813, 346 07	283, 858, 612 23	403, 176, 428 46	242, 364, 835 67

(2).

		151, 735, 329 81		151, 735, 329 81
	232, 084, 135 03			232, 084, 135 03
	57, 993, 881. 23			57, 993, 881. 23
	290, 078, 016 26	148, 187, 507 09		438, 265, 523 35
		3, 547, 822 72		3, 547, 822 72
		44, 522, 300 88		44, 522, 300 88
		38, 032, 642 65		38, 032, 642 65
		69, 180, 386 28		69, 180, 386 28
	232, 084, 135 03			232, 084, 135 03
	57, 993, 881. 23			57, 993, 881. 23
		151, 735, 329 81		151, 735, 329 81
	290, 078, 016 26			290, 078, 016 26
	1, 160, 312, 065 04	606, 941, 319 24		1, 767, 253 384 28

(3).

(4).

62

	67, 299. 70	732, 472. 89
	25, 824. 92	316, 557. 86
	279, 759. 21	179, 019. 74
	725, 538. 29	1, 086, 986. 17
	12, 346. 06	10, 714. 20
	367, 404. 26	147, 095. 00
	27, 061. 79	217, 338. 85
	193, 118. 71	65, 271. 20
	72, 966. 79	324, 276. 00
	1, 771, 319. 73	3, 079, 731. 91

63

	3, 889, 500. 60	3, 819, 877. 23
	3, 157, 722. 32	2, 843, 464. 84
	4, 165, 756. 34	2, 986, 297. 49
	119, 961. 05	454, 889. 45
	2, 049, 885. 81	1, 515, 885. 24
	13, 382, 826. 12	11, 620, 414. 25

64

	9, 225, 596. 11	9, 119, 998. 05
	3, 455, 521. 50	2, 558, 424. 94
	2, 118, 646. 65	1, 017, 639. 93
	286, 786. 64	273, 628. 64
	365, 060. 30	419, 559. 23
	186, 120. 96	383, 005. 95
	4, 858, 162. 58	4, 546, 411. 76
	20, 495, 894. 74	18, 318, 668. 50

65

	15, 764, 645. 95	11, 588, 915. 96
	2, 264, 679. 60	2, 408, 143. 92
	1, 726, 625. 63	1, 709, 356. 80
	736, 000. 37	415, 550. 29
	195, 736. 46	268, 184. 63
	203, 145. 62	128, 393. 29
	1, 166, 174. 50	1, 805, 470. 30
	22, 057, 008. 13	18, 324, 015. 19

66

	- 3, 228, 373. 18	- 6, 539, 044. 31
	- 538, 229. 90	174, 710. 80
	143, 732. 58	114, 742. 76
	11, 629, 223. 68	9, 739, 341. 66
	8, 006, 353. 18	3, 489, 750. 91

67

	1, 935, 200.45	1, 935, 200.45
	4, 322, 946.58	5, 378, 858.91
	6, 258, 147.03	7, 314, 059.36

68

	24, 863, 877.12	34, 010, 553.00
	5, 927, 660.96	6, 833, 356.17
	30, 791, 538.08	40, 843, 909.17

69

70

	1, 835, 342.47	692, 931.51
	1, 835, 342.47	692, 931.51

71

	- 219, 989.82	315, 721.79
	- 6, 920, 795.08	- 3, 520, 346.98

	3 429 184 09	152 149 65	3 429 184 09
	3 429 184 09	152 149 65	3 429 184 09

75

	264 315 24	425 966 54	264 315 24
	264 315 24	425 966 54	264 315 24
	208 366 03		208 366 03
		46 85	
		7 070 66	
	107 383 57	25 090 84	107 383 57
	580 064 84	458 174 89	580 064 84

76

(1)

	14 969 772 11	16 502 193 97
	- 2 729 510 75	- 198 880 86
	12 240 261 36	16 303 313 11

(2)

		:	:
		126,950,282.72	
/		31,737,570.68	
		-13,192,605.48	
		1,077,759.75	
		-21,387.81	
		-4,227,914.50	
		391,972.37	
		-3,083,036.60	
		-442,097.04	
		12,240,261.36	

77

78

(1).

	9,659,000.00	
	4,121,148.02	6,142,421.19
	4,331,369.58	7,592,911.12
	440,000.00	
-	5,272,824.26	6,996,248.96
	2,539,830.93	2,658,073.09
	26,364,172.79	23,389,654.36

(2).

	27,477,740.94	26,670,708.20
	3,279,029.02	
	5,542,310.00	7,533,000.00
	400,000.00	
		7,662,020.27
	36,699,079.96	41,865,728.47



	10,006,315.52	- 8,177,737.51
2		
3		
	1,092,067,925.52	1,158,433,240.98
	1,207,387,615.80	1,178,953,010.18
	- 115,319,690.28	- 20,519,769.20

(2)

(3)

(4)

	1,092,067,925.52	1,207,387,615.80
	319,163.57	407,559.36
	1,091,748,761.95	1,206,980,056.44
	1,092,067,925.52	1,207,387,615.80

80

“ ”

81

	1, 445, 100.00	
	792, 636.97	
	505, 182.30	
	23, 999, 913.69	
	28, 581, 923.29	
	3, 537, 600.00	
	1, 999, 200.00	13 2021
	60, 861, 556.25	/

82

(1).

	2, 895, 103.74	6.7114	19, 430, 199.24
	3, 191.83	7.0084	22, 369.62
	1, 493, 976.26	4.8170	7, 196, 483.64
	71, 559.00	6.7114	480, 261.07
	15, 575.00	4.8170	75, 024.78
	193, 270.40	6.7114	1, 297, 114.96
	210, 074.28	7.0084	1, 472, 284.58
	85, 405.77	4.8170	411, 399.59
	37, 000.69	4.8170	178, 232.32
	127, 705.14	6.7114	857, 080.26
	2, 953.52	7.0084	20, 699.45
	34, 917.95	4.8170	168, 199.77

(2).

83

84

1.

“ — ”	21, 420, 000. 00		360, 150. 11
	14, 400, 000. 00		315, 029. 19
-	7, 290, 000. 00		181, 304. 76
“ — ”	8, 620, 000. 00		143, 666. 65
—	2, 164, 000. 00		39, 149. 40
“ — ”	7, 500, 000. 00		35, 000. 00
“ — ”	2, 000, 000. 00		34, 482. 47
-	1, 000, 000. 00		22, 988. 50
—	1, 047, 180. 00		17, 453. 01
-	500, 000. 00		12, 048. 19
—	238, 000. 00		5, 409. 09
-	217, 500. 00		4, 531. 25
-	40, 000. 00		1, 105. 99
-	40, 000. 00		1, 071. 42
-	19, 000. 00		791. 67
-	40, 000. 00		769. 22
-	40, 000. 00		769. 24

-			
-	50,000.00		1,204.82
-	19,000.00		395.84
-	31,200,000.00		520,000.00
	12,000,000.00		233,762.14
-	270,000.00		1,071.43
—	70,000.00		1,601.18
—	70,000.00		1,444.88
	206,906.95		206,906.95
	1,000,000.00		1,000,000.00
	807,687.04		807,687.04
	580,400.00		580,400.00
	500,000.00		500,000.00
	300,000.00		300,000.00
	211,821.12		211,821.12
	200,000.00		200,000.00
2021	137,000.00		137,000.00
2021	101,600.00		101,600.00
	80,000.00		80,000.00

2

3

4

5

1		100%	100
2		100%	100
3		70%	1000

6

1
(1).

				%	
()				100	
Suntar Investment Holding Pte. Ltd				100	
				70	
				100	
				100	
				100	
				100	
				100	
				100	
					100
				100	
				100	
				100	
				100	
				100	
				100	
				100	
				100	
				100	
				100	
				100	
				100	
				100	
				100	
				100	
					100
					100

					100	
					100	

Suntar Environmental Technology
Pte Ltd Suntar Technology
Investment Pte. Ltd °

tR °

n p

S

	%		:	:
	30.00	1,981,158.75		30,168,349.70
	25.00	1,037,874.20		14,500,635.63

: :

658.08	46,663,304.90	63,078,962.98	28,664,767.01	127,739,862.50	156,404,629.51	15,103,597.97	47,343,728.37	62,447,326.34
637.83	32,357,947.89	61,605,585.72	22,744,152.32	102,583,940.71	125,328,093.03	38,869,019.99	32,608,027.31	71,477,047.30

6,603,862.50	6,856,768.77	8,742,641.50	3,276,650.92	3,276,650.92	6,143,748.50
4,151,496.78	9,166,184.85	3,039,056.61	294,621.55	294,621.55	3,533,071.73

(4).

(5).

2

3

(1).

					:	:
					(%)	
					30.00	

20%

20%

(2).

(3).

	/	/
	880,690,918.27	747,085,520.70
	1,702,995,624.43	1,698,905,651.63
	2,583,686,542.70	2,445,991,172.33
	1,117,141,901.39	1,060,736,386.16
	43,796,580.44	44,703,120.69
	1,160,938,481.83	1,105,439,506.85
	1,422,748,060.87	1,340,551,665.48
	426,824,418.26	402,165,499.64

	- 66,946,038.75	- 67,203,766.86
--		
--	- 4,914,099.09	- 5,171,827.20
--	- 62,031,939.66	- 62,031,939.66
	359,878,379.51	334,961,732.78
	1,694,439,128.71	1,756,036,210.41
	82,196,395.39	112,935,159.94
	82,196,395.39	112,935,159.94

(4).

	/	/
--		
--		
--		
	5,229,567.34	5,282,336.95
--	- 52,769.61	- 127,723.10
--		
--	- 52,769.61	- 127,723.10

(5).

(6).

(7).

(8).

4

5

6

1.

39.31%
86.50%

2

2022 6 30

	2022 6 30			
	41,592.34			41,592.34
	5,815.80			5,815.80
	1,250.52			1,250.52
		6,461.05	1,718.00	8,179.05
		716.99		716.99
	48,658.66	7,178.04	1,718.00	57,554.70

	2021 12 31			
	38,521.25			38,521.25
	476.05			476.05
	1,260.12			1,260.12
		6,973.60	1,620.00	8,593.60
		857.49		857.49
	40,257.42	7,831.09	1,620.00	49,708.51

3

2022 6 30
50

1

: :

		251, 835, 342. 47		251, 835, 342. 47
1.		251, 835, 342. 47		251, 835, 342. 47
1				
2				
3				
4		251, 835, 342. 47		251, 835, 342. 47
2				
1				
2				
			42, 744, 358. 75	42, 744, 358. 75
			4, 817, 000. 00	4, 817, 000. 00
1			4, 817, 000. 00	4, 817, 000. 00
1.				
2				
3				
1.				
2				
		251, 835, 342. 47	47, 561, 358. 75	299, 396, 701. 22
1.				
2				

2

3

4

5

6

7

8

9

1

				:	:
				(%)	(%)
Suntar Membrane Technology (S) Pte. Ltd			100	43.46	43.46

(2).

/ /

/

/

/

/

(3).

						1, 557, 624.00	1, 307, 040.00	108, 258.68	163, 930.03		

(4).

(5).

(6).

(7).

	228,24	255,61

(8).

6

(1).

: :

		26,318,303.16	5,129,965.14	43,264,066.16	4,284,676.92
		118,852.18	116,153.24	118,852.18	91,033.34
				1,100,000.00	1,100,000.00

(2).

: :

		38,280,000.00	38,280,000.00

7

8

1

2

3

4

5

1

	2022 6 30	2021 12 31
	298,825,368.58	204,235,656.88

2

(1).

(2).

3

1

2

3

4

1

(1).

(2).

2

3

(1).

(2).

4

5

6

(1).

1

2

2

2022.1 -6				
	290,078,016.26	244,222,908.06	92,487,578.25	441,813,346.07
	290,078,016.26	151,735,329.81		441,813,346.07
		92,487,578.25	92,487,578.25	
	290,078,016.26	244,222,908.06	92,487,578.25	441,813,346.07
	204,838,803.77	157,099,393.61	78,079,585.15	283,858,612.23
	204,838,803.77	157,099,393.61	78,079,585.15	283,858,612.23
	11,307,002.19	44,628,726.80		55,935,728.99
/()	52,037,266.99	230,892,706.31	158,828,809.83	124,101,163.47
	2,187,270,482.94	4,437,599,072.60	1,457,517,815.85	5,167,351,739.69
	1,417,462,667.94	1,241,327,117.02	1,005,004,613.76	1,653,785,171.20
1.	134,971,583.05	16,883,295.27	22,887,395.92	128,967,482.41
2.	38,252,466.01	6,356,799.06	9,730,858.88	34,878,406.19
3.				
4.	-10,373,900.51	2,991,498.54		-7,382,401.97
5.		359,290.70		359,290.70

(2).

(3).

(4).

7

8

1
(1).

1	
1	
1	79,689,840.41
1 2	80,363,758.04
2 3	42,163,461.30
3	
3 4	7,281,650.90
4 5	4,153,166.50
5	10,953,154.89
	224,605,032.04

(2).

		(%)		(%)		(%)		(%)		
	5,005,746.89	2.23	5,005,746.89	100.00		5,005,746.89	2.27	5,005,746.89	100.00	0.00
	219,599,285.15	97.77	19,788,715.54	9.01	199,810,569.61	215,452,852.14	97.73	21,793,815.66	10.12	193,659,036.48
1	73,868,245.50	32.89	19,788,715.54	26.79	54,079,529.96	95,908,495.82	43.50	21,793,815.66	22.72	74,114,680.16
2	145,731,039.65	64.88			145,731,039.65	119,544,356.32	54.23			119,544,356.32
	224,605,032.04	100.00	24,794,462.43	11.04	199,810,569.61	220,458,599.03	100.00	26,799,562.55	12.16	193,659,036.48

			%	
1	3 074, 746 89	3 074, 746 89	100	
2	1, 447, 000 00	1, 447, 000 00	100	
3	484, 000 00	484, 000 00	100	
	5, 005, 746 89	5, 005, 746 89	100	/

1

			%
1	10, 831, 589 40	541, 579 47	5
1-2	37, 890, 170 95	3 789, 017 09	10
2-3	8 120, 887 75	2 436, 266 33	30
3-4	6 925, 022 90	3 462, 511 45	50
4-5	2 706, 166 50	2 164, 933 20	80
5	7 394, 408 00	7 394, 408 00	100
	73 868, 245 50	19 788, 715 54	

(3).

	26 799, 562 55	2 005, 100 12		24 794, 462 43
	26 799, 562 55	2 005, 100 12		24 794, 462 43

(4).

(5).

		%	
1	85,476,579.79	12.24	8,170,817.34
2	72,396,517.66	10.37	8,912,255.30
3	54,643,920.00	7.83	8,909,855.30
4	31,039,690.00	4.45	8,946,064.50
5	30,921,754.82	4.43	2,927,835.95
	274,478,462.27	39.31	37,866,828.39

(6).

(7).

2

	40,037,333.50	
	954,293,100.13	810,341,874.10
	994,330,433.63	810,341,874.10

(1).

(2).

(3).

(4).

()		
	1, 831, 280.28	
	14, 391, 468.14	
	19, 367, 649.79	
	4, 446, 935.29	
	40, 037, 333.50	

(5). 1

(6).

(7).

1		
1		
1		682, 535, 518.00
1 2		219, 104, 633.26
2 3		65, 104, 143.74
3		
3 4		44, 194, 852.84
4 5		4, 718, 888.74
5		9, 292, 605.17
		1, 024, 950, 641.75

(8).

: :

	229, 127.42	167, 728.85
	6, 055, 425.00	6, 549, 294.50
	941, 462, 813.03	796, 936, 745.24
	77, 203, 276.30	37, 082, 377.64
	1, 024, 950, 641.75	840, 736, 146.23

(9).

	12	()	()	
2022 1 1	794,272.13		29,600,000.00	30,394,272.13
2022 1 1	794,272.13		29,600,000.00	30,394,272.13
--				
--				
--				
--				
	225,935.99			225,935.99
2022 6 30	1,020,208.12		29,600,000	30,620,208.12

(10).

	29,600,000.00				29,600,000.00
1					
2	782,379.72	134,531.27			916,910.99
3					
4	11,892.41	91,404.72			103,297.13
	30,394,272.13	225,935.99			30,620,208.12

(11).

(12).

				(%)	
		119,300,122.93	1	11.64	
		102,589,530.66	1	10.01	
		94,955,616.07	1	9.26	
		91,970,963.94	1	8.97	
		66,087,178.09	1 1-2 2-3	12,550,529.19 40,784,400.90 12,752,248.00	6.45
	/	474,903,411.69	/	46.33	

(13).

(14).

(15).

3

	583,715,498.93		583,715,498.93	583,715,498.93	583,715,498.93
	583,715,498.93		583,715,498.93	583,715,498.93	583,715,498.93

(1)

	23,231,147.97			23,231,147.97	
	17,629,445.24			17,629,445.24	
	6,120,000.00			6,120,000.00	
	6,130,000.00			6,130,000.00	
	6,717,486.34			6,717,486.34	
	10,050,000.00			10,050,000.00	
	7,173,158.59			7,173,158.59	
	21,638,081.97			21,638,081.97	
	15,280,000.00			15,280,000.00	
	10,000,000.00			10,000,000.00	
	3,845,887.00			3,845,887.00	
	6,675,070.39			6,675,070.39	
	5,240,000.00			5,240,000.00	
	15,000,000.00			15,000,000.00	
	5,000,000.00			5,000,000.00	
	6,000,000.00			6,000,000.00	
	10,000,000.00			10,000,000.00	
	5,000,000.00			5,000,000.00	
	5,000,000.00			5,000,000.00	
	5,000,000.00			5,000,000.00	
()	169,559,081.43			169,559,081.43	
Suntar Investment Holding Pte. Ltd	130,426,140.00			130,426,140.00	
	5,000,000.00			5,000,000.00	
	10,000,000.00			10,000,000.00	
	10,000,000.00			10,000,000.00	
	5,000,000.00			5,000,000.00	
	5,000,000.00			5,000,000.00	
	10,000,000.00			10,000,000.00	
	10,000,000.00			10,000,000.00	
	37,500,000.00			37,500,000.00	
	500,000.00			500,000.00	
	583,715,498.93			583,715,498.93	

(2)

4

(1).

	115,584,709.31	79,987,986.94	72,019,387.57	53,840,119.99
	115,584,709.31	79,987,986.94	72,019,387.57	53,840,119.99

(2).

(3).

(4).

5

	144,420,950.97	53,336,084.60
	5,927,660.96	6,833,356.17
	150,348,611.93	60,169,440.77

6

1

--	--	--

3

4

LAN VEI GUANG
2022 8 25